

Kubota
Japan's technology since 1890

ZT PLUS 14 HP

Diesel Engine **2025**



***Incredibly Tough
& Powerful***


SIAM KUBOTA Corporation Co., Ltd.

101/19-24 Moo 20 Navanakorn Industrial Estate, Tambon Khlong Nueng

Khlong Luang District, Pathum Thani 12120

Tel 0 2909 0300 Fax 0 2909 1698

Produced in March 2022

www.siamkubota.co.th |  Siam Kubota



Specifications


Engine Specification

Make :	KUBOTA Manufacture by SIAM KUBOTA Corporation
Model:	ZT140Plus
Type: 1 piston Horizontal Diesel Cylinder (4 Stroke)	1 piston Horizontal Diesel Cylinder (4 Stroke)
Engine capacity:	770cc
Year of Manufacture:	2025
Maximum Output (HP/RPM):	14 HP/2400 RPM
Counter Balancing tool:	2 Axial Counterbalance
Fuel: Diesel Fuel	Diesel Fuel
Starting System:	Manual Starter
Combustion System:	Direct Injection
Cooling System:	Water cooling system with Radiator
Fuel Tank Capacity (liters):	10.5 liters
Lubricant Volume (liters):	2.8 liters
Lamp:	IC Regulator
Weight (kg):	127 kg



Power Tiller Specification

Make / Model:	TRA CHANG Manufacture by SIAM KUBOTA Corporation
Speed:	3 Forward Speed / 1 Reverse Speed
Transmission System:	Combination (Gear)
Gear Case:	Casting Dual part system
Main Clutch:	V-Belt & Tension Pulley
Steering Clutch:	Dog Clutch
Brake System:	Drum Brake
Dimension with Tire/Cage Wheel	Tire / Cage Wheel
Overall Length (mm):	2732 / 2732 mm
Width (mm): With tire/Cage wheel	800 / 980 mm
Height (mm): With tire/Cage wheel	1050 / 1200
Overall Weight with Engine (tire/Cage wheel attached) (kg):	279.6 / 318 Kg

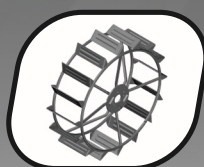


Standard Matching Implements

Standard Iron Wheel cage:	Diameter 893 mm, Width= 285 mm, Number of track=16
Rubber Wheels/Tire Size:	750-16 = 4 PLY
Mould board plough	Mould board plough(±3mm): Length=632mm, Width=368mm, Height=671mm, cultivation width =360mm
Rake/Leveller	Rake/Leveller (±6mm): Length=608mm, Width=1900mm, Height=685mm, cultivation width =1890mm
Super Parabolic Plow Standard model	Disc Plow Standard model(±3mm): Length=1179mm, Width=523mm, Height=630mm
Hitch II model "L"	Hitch II model "L" (to reach the outskirts)
PUDDLER	PUDDLER(±4,5mm): Length=863mm, Width=1280mm, Height=601mm, cultivation width =1150mm



STANDARD EQUIPMENT




Standard Cage Wheel with Locator



Tire




Mould Board Plough



Leveller



Puddler with special rubber bushing



Super Disc Plow



HITCH II (Model "L") To reach the side of land

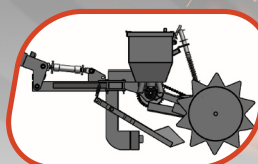
OPTIONAL EQUIPMENT



Long Track Cage Wheel (for very deep soil)



Wide Track Cage Wheel (for deep soil)



Planter

SIMBA AUTOMOTIVES LTD.

Mob: +256 758 122 122
Toll Free: +256 800 333 666
Plot No. 84, Kira Rd. Kampala - Uganda
Email: info@simbaautomotives.com
Web: www.simbaautomotives.com